



**HIGHCLIFFE
PRIMARY**

Lionheart Educational Trust


**WELCOME TO
HIGHCLIFFE**

EYFS PARENT MEETING 2023/24

AIMS:



- ◆ Tell you about our school and academy
- ◆ What we do in EYFS
- ◆ Important information
- ◆ School Readiness and how you can help
- ◆ Induction Process





LIONHEART
EDUCATIONAL
TRUST



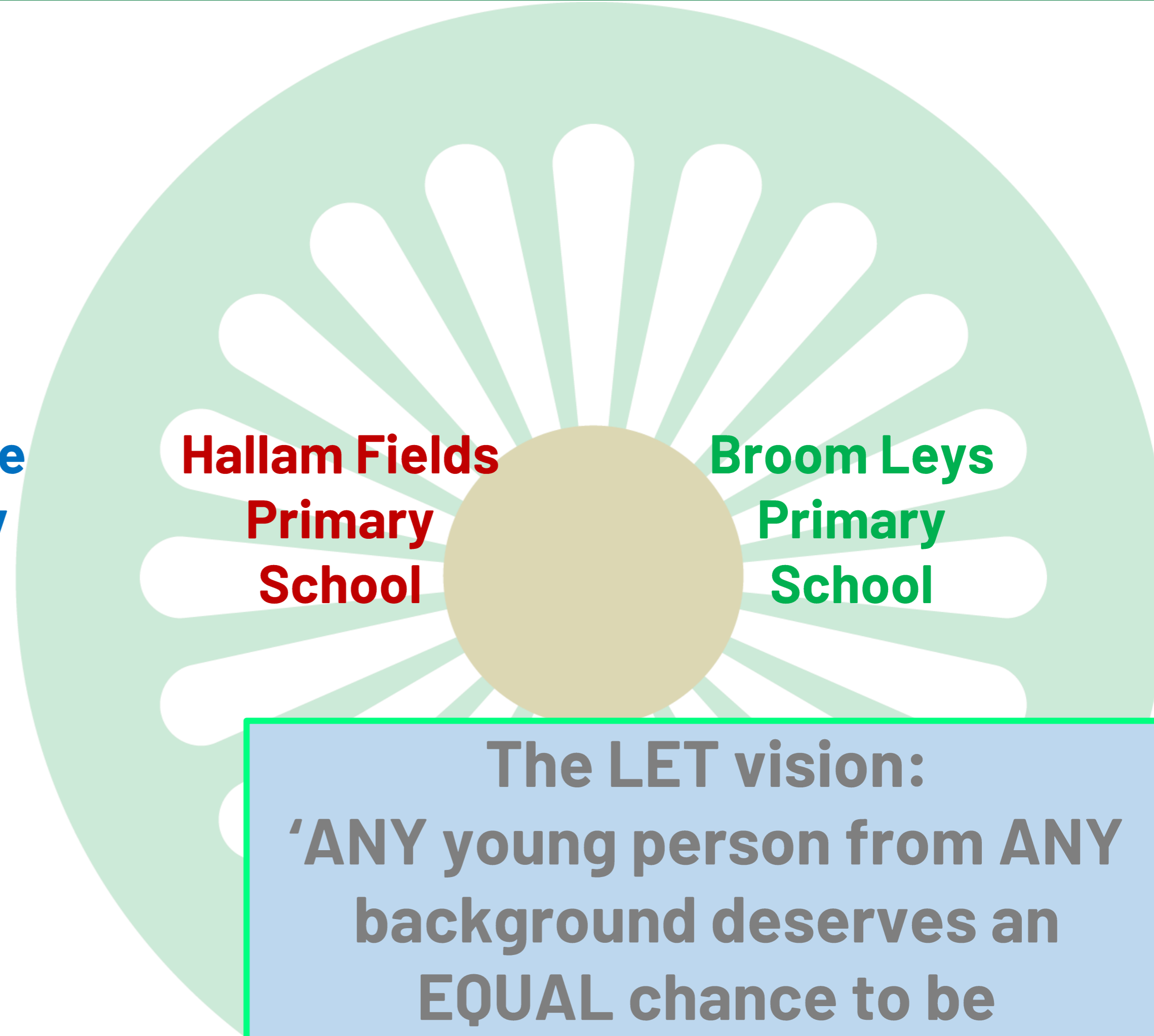
**Highcliffe
Primary
School**

**Brocks Hill
Primary
School**

**Riverside
Primary
School**

**Hallam Fields
Primary
School**

**Broom Leys
Primary
School**



**The LET vision:
'ANY young person from ANY
background deserves an
EQUAL chance to be
successful in whatever they
do'**

WHAT IS THE EARLY YEARS FOUNDATION STAGE?



The Early Years Foundation Stage is all about exploration, investigation and enjoying learning through play.



We want all children to be show high levels of well being and to be thoroughly involved and engaged in their learning.



Characteristics of Effective Learning

Playing and exploring – engagement


Finding out and exploring
Playing with what they know
Being willing to 'have a go'

Active learning – motivation

Being involved and concentrating
Keeping trying
Enjoying achieving what they set out to do

Creating and thinking critically – thinking

Having their own ideas
Making links
Choosing ways to do things






The play based activities that are provided for your child will support the skills they need to achieve the Early Learning Goals in the following areas:

3 Prime Areas

- Personal, Social and Emotional Development
 - Communication and Language
 - Physical Development

4 Specific Areas

- Literacy
- Maths
- Understanding the World
- Expressive Arts and Design





- Reception Baseline Assessment – Statutory at the start of the year
- Ongoing through observation and getting to know your children
- Tapestry
- Early Years Profile – end of year/phase assessment of your child's outcomes in relation to all 17 Early Learning Goals.
- GLD – Good Level of Development



We follow the special educational needs code of practice and have all SEN policies on our school website.

We recognise all children are different and reach different milestones at different points.



Teachers

Mrs Hammond

Miss Lee

2 classes in an open plan area with access to outdoors

6 Rs



Responsibility



Resourcefulness



Reciprocity



Respect



Resilience



Reflection



WHAT IS THE SCHOOL UNIFORM?



Highcliffe Primary School clothing consists of the following:

- Green jumpers, cardigans or sweatshirts – preferably with the school logo (hoods are not permitted).
- Plain white shirts, polo shirts or blouses.
- Black or grey trousers.
- Black or grey skirts or pinafore dresses.
- Black or dark grey tights.
- Black leggings may be worn under a skirt but are not permitted on their own.
- Black or dark coloured socks.
- Smart black school shoes without sporting logos (trainers, UGG style boots and heeled shoes are not permitted – please avoid laces!)
- In SUMMER the following may be worn:
 - Black or grey knee length shorts
 - Green gingham dresses or culotte dresses.
- Hair accessories should be kept to plain black, green or white headbands, hair bands and clips.



Uniform



- Our uniform is available to order at <https://www.schoolwearsolutions.com>

You can purchase uniform from other shops as long as you adhere to our colour scheme. Jumpers and cardigans **do not** have to have the Highcliffe daisy.

- Please ensure you label EVERYTHING!!!
- Spare clothes just in case 😊



- Children wear their PE kit to school on their PE day (you will find this out in the new academic year)
- PE KIT
 - Black shorts and Green t-shirt.
 - Plain track suit in cold weather.
 - Plimsolls or black trainers.
- Please cover or remove earrings. Religious jewellery should be covered.





Universal Free School Meals for all pupils until end of Year 2- but you could be entitled to Pupil Premium

Specific dietary requirements re: allergies

Packed Lunch

Promote healthy eating, no fizzy drinks or sweets - NUT FREE SCHOOL

Free fruit every day.

Free milk until children turn 5.


Water bottles - please avoid these going into bookbags.

Book bags not backpacks

Spare clothes in a drawstring bag to stay on their peg

Reading books will be sent home from school

Name everything!





- Any sickness or diarrhoea must be followed by 24 hours absence if it is an isolated occurrence. Multiple occurrences is 48 hours of absence.
- Any absence requires a note or telephone call explaining why.
- Head lice are common! Please check regularly and treat as recommended.
- Any prescribed medicines can only be administered by prior arrangement.



Your child may be eligible for additional funding!

Please check our website for more details



School Readiness



To help your child become 'school ready' you can help them with these types of activities:

- Practising fastenings on coats and velcro on shoes.
- Practising dressing and undressing with uniform and PE kit.
- Managing toileting routines, flushing, wiping and washing hands.
- Recognising own name when it is written down.
- Making marks and becoming familiar with holding a writing tool.
- Enjoying sharing books and favourite stories.
- Using cutlery
- Pushchairs

Look at ideas in '50 things to do before you start school'



50 things to try before you start school

Playing

- Lift up a rock
- Make a mud pie
- Blow bubbles
- Have a tea party
- Use scissors
- Roll down a hill
- Complete a tricky puzzle
- Play a board game
- Climb a tree
- Play in the rain
- Make a model
- Bake a cake
- Tell someone about your day
- Give a hug

Exploring

- Get yourself dressed
- Go to the toilet by yourself
- Put your shoes on
- Sing a nursery rhyme
- Recognise your name
- Make playdough
- Have a race
- Share
- Play throw and catch
- Build a den
- Look at a cloudy sky
- Make a picture
- Find leaves
- Make a tree rubbing
- Help hang the washing out
- Copy a pattern
- Have fun in the bath
- Play where is teddy
- Do something kind

Creating

- Make a healthy snack
- Make a shopping list
- Make a magic potion
- Play shops
- Make a musical instrument
- Go for a walk
- Play Simon says
- Go to the park
- Play eye spy
- Thread beads on a string
- Help set the table
- Help put the shopping away
- Dance to your favourite music
- Use a knife, fork and spoon
- Tidy up
- Share a book
- Make a puppet show

Learning

Useful starting school links:



<https://resources.leicestershire.gov.uk/education-and-children/early-years/school-readiness-toolkit>


<https://www.leicestershire.gov.uk/education-and-children/early-years-and-childcare/school-readiness>

<https://www.bbc.co.uk/bitesize/collections/starting-primary-school/1>



Please don't worry if your child isn't reading or writing yet.

Focus on all of the other getting ready for school things!





What happens next?

Thursday 15th June —You've been invited to one of the following sessions:
Group A 1:15 – 2:00pm Group B 2:15 – 3:00pm.

Thursday 22nd June - —You've been invited to one of the following sessions:
Group B 9:15 – 10:00am Group A 10:15 – 11:00am

Children will then visit with their class on:

Class A – Thursday 29th June 1:30 – 2:00pm

Class B - Friday 30th June 1:30 – 2:30pm

You will find out your child's class teacher after their second visit.

What happens next?




Between 30th August – 1st September- You and your child will meet 1:1 with your child's class teacher.

Monday 4th and Tuesday 5th September 8:45 – 11:45

Wednesday 6th and Thursday 7th September 8:45 – 1:30

From Friday 8th September- All children will commence full time

ANY QUESTIONS?





Thank you for joining us today.

